



**CITY**  
ENGINEERING COLLEGE

---

## **CRITERION1- CURRICULAR ASPECTS**

### **KEY INDICATOR -1.4.1 Feedback System**

**Institution obtains feedback on the syllabus and its transaction at the institution from the following stakeholders 1) Students 2) Teachers 3) Employers 4) Alumni**

**Academic Year 2020-21**

<b>SL No</b>	<b>Particular</b>
1	Student Feedback Analysis
2	Teacher Feedback Analysis
3	Alumni Feedback Analysis
4	Employer Feedback Analysis



**CITY**  
ENGINEERING COLLEGE

---

### **Student Feedback Analysis**

Students' feedback on curriculum is gathered and assessed at the department level. The consolidated report is created at the institute level, taking into account department comments. The student feedback is analysed based on following parameters.

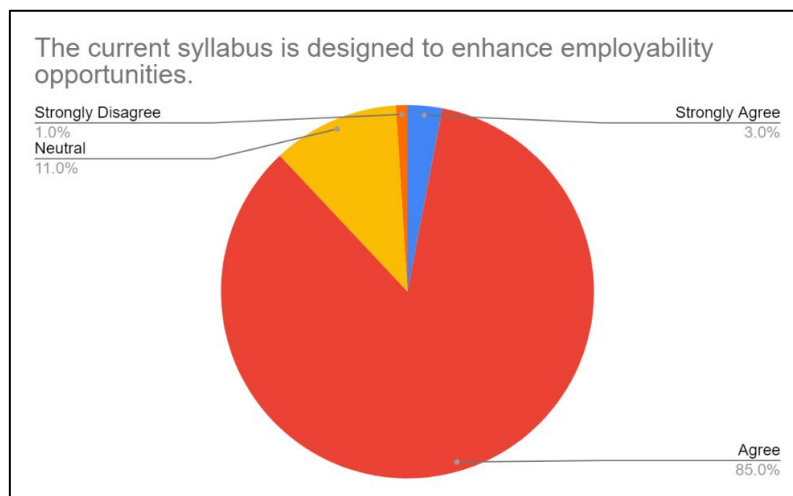
<b>Sl. NO</b>	<b>Metrics</b>
1.	The current syllabus is designed to enhance employability opportunities.
2.	The current curriculum covers emerging global trends.
3.	The current syllabus aims to enhance employability opportunities.
4.	The curriculum enhances soft skills and life skills to prepare students for the professional world.
5.	The program curriculum fosters multi-disciplinary learning.
6.	The course objectives and learning outcomes are clearly defined.
7.	The course integrates theory with practical applications.
8.	The labs have the necessary equipment for conducting experiments and practical work.



The report gives information about the number of students who have chosen Agree, Neutral and Disagree.

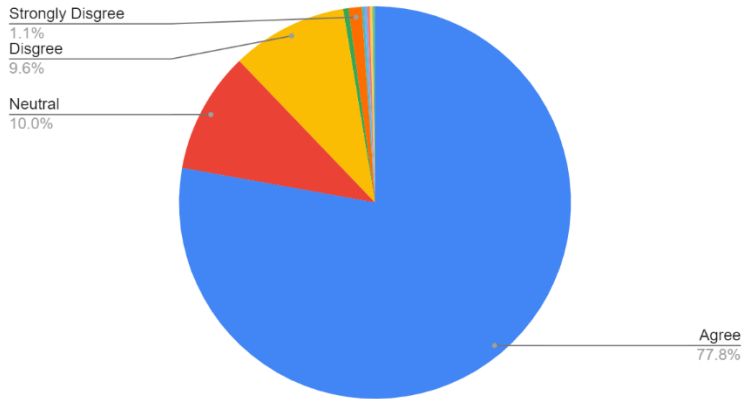
Questions	Code	Strongly Agree	Agree	Neutral	Disagree	Strongly Disagree
The current syllabus is designed to enhance employability opportunities.	SF1	3%	85%	11%	0%	1%
The current curriculum covers emerging global trends.	SF2	%	%	%	%	%
The current syllabus aims to enhance employability opportunities.	SF3	%	%	%	%	%
The curriculum enhances soft skills and life skills to prepare students for the professional world.	SF4	%	%	%	%	%
The program curriculum fosters multi-disciplinary learning.	SF5	%	%	%	%	%
The course objectives and learning outcomes are clearly defined.	SF6	%	%	%	%	%
The course integrates theory with practical applications.	SF7	%	%	%	%	%
The labs have the necessary equipment for conducting experiments and practical work.	SF8	%	%	%	%	%

Pie-charts are used to visualize student feedback questionnaires and develop conclusions based on aggregated data.

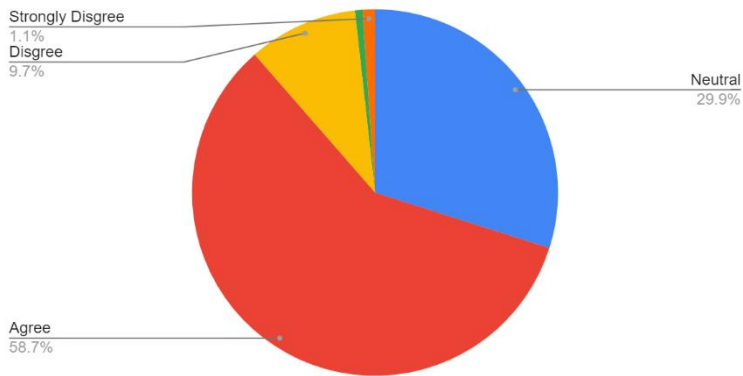




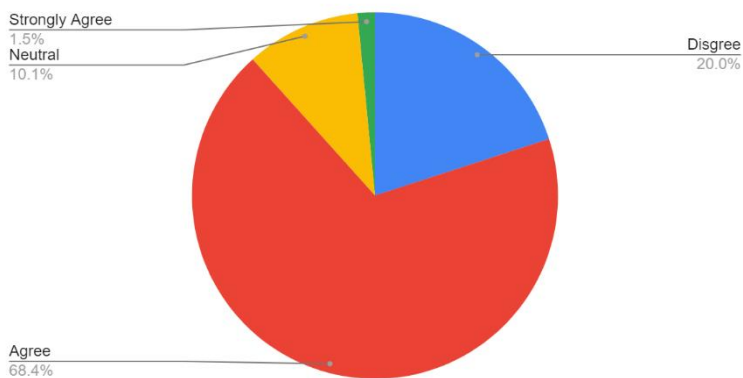
Count of The current curriculum covers emerging global trends.



Count of The current syllabus aims to enhance employability opportunities.

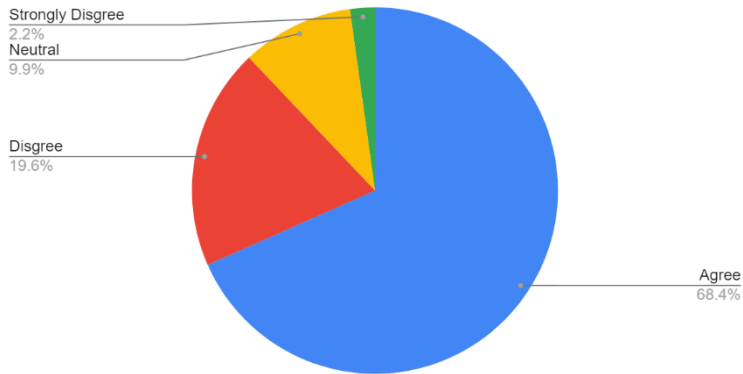


Count of The curriculum enhances soft skills and life skills to prepare students for the professional world.

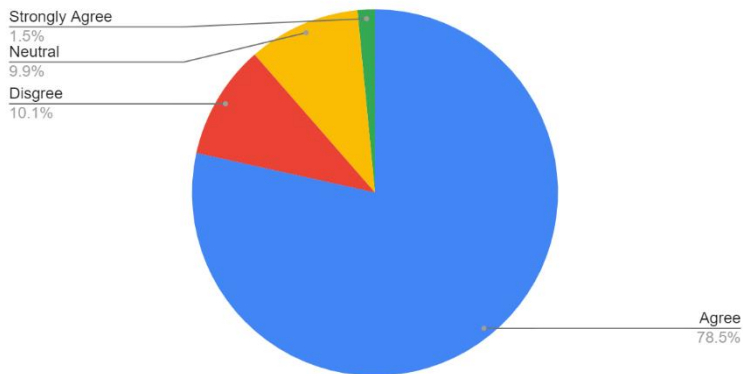




Count of The program curriculum fosters multi-disciplinary learning.



Count of The course objectives and learning outcomes are clearly defined.



Count of The course integrates theory with practical applications.

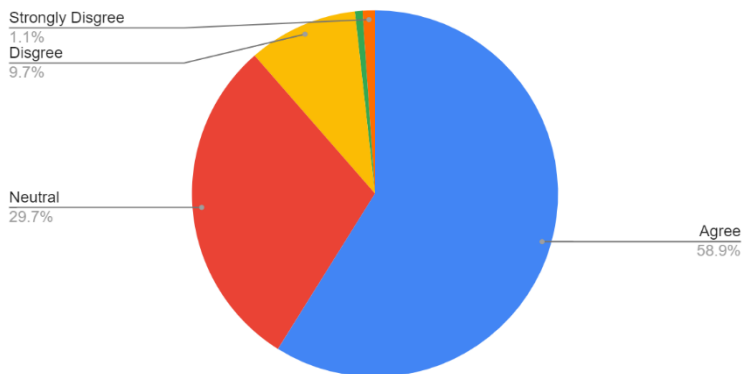


Fig 1: Student Feedback Analysis Graph



## Teacher Feedback Analysis

The feedback from each faculty member is systematically collected and aggregated into a comprehensive report at the institute level. This report encompasses a detailed analysis of the feedback, focusing on various aspects of curriculum and its effectiveness. The findings from this analysis, which provide insights into the strengths and areas for improvement for each teacher, are presented in the section below.

Sl. NO	Metrics
1	The current curriculum effectively covers emerging global trends.
2	The curriculum follows outcome-based education.
3	The curriculum aligns with industry standards, academic requirements, and employment opportunities.
4	The curriculum offers sufficient options to learn a variety of skills.
5	The curriculum is frequently revised to meet current requirements.
6	There are an adequate number of reference materials and e-resources available for various courses.
7	The evaluation process is adequate and robust.
8	The curriculum facilitates multidisciplinary learning.
9	The labs have the necessary equipment for conducting experiments and practical work



The report details the number of Teachers who selected Agree, Neutral, or Disagree.

Questions	Code	Strongly Agree %	Agree %	Neutral %	Disagree %	Strongly Disagree %
The current curriculum effectively covers emerging global trends.	TF1	2.7	47.3	23.0	24.3	1.4
The curriculum follows outcome-based education.	TF2	0.0	58.1	25.7	14.9	0.0
The curriculum aligns with industry standards, academic requirements, and employment opportunities.	TF3	1.4	48.6	23.0	24.3	1.4
The curriculum offers sufficient options to learn a variety of skills.	TF4	1.4	52.7	25.7	18.9	0.0
The curriculum is frequently revised to meet current requirements.	TF5	0.0	48.6	24.3	24.3	1.4
There are an adequate number of reference materials and e-resources available for various courses.	TF6	0.0	40.5	33.8	21.6	2.7
The evaluation process is adequate and robust.	TF7	2.7	70.3	25.7	0.0	0.0
The curriculum facilitates multidisciplinary learning.	TF8	1.4	60.8	12.2	24.3	0.0
The labs have the necessary equipment for conducting experiments and practical work.	TF9	1.4	59.5	24.3	12.2	1.4

The teacher survey is provided as a bar graph for easy comprehension and drawing conclusions based on aggregated responses.

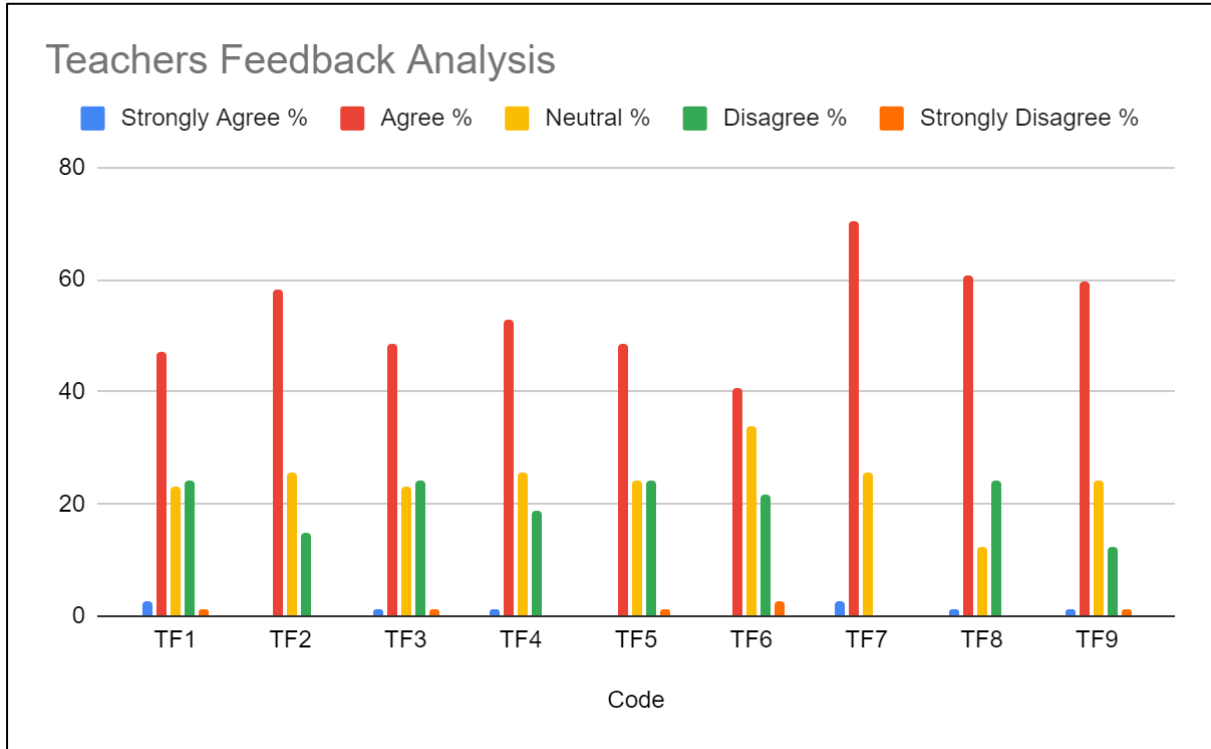


Fig 2: Teachers Feedback Analysis Graph

The teacher survey results are displayed as a bar graph to facilitate easy comprehension and enable drawing conclusions based on aggregated responses.





## Alumni Feedback Analysis

The input from alumni is first collected through various means such as surveys, interviews, or feedback forms. Once gathered, this data is analyzed at the institute level to identify common themes, trends, and areas for improvement. The consolidated report is then prepared, summarizing the key findings and insights derived from the alumni feedback. This report highlights significant feedback points and recommendations for the institute's consideration. Finally, the feedback analysis is visually displayed, often using graphs or charts, to clearly communicate the results and facilitate understanding among stakeholders.

Sl. NO	Metrics
1	How well did the courses in entire curriculum meet your expectations?
2	Were the learning objectives clear and achievable?
3	Were the topics covered relevant and up to date?
4	How efficient were the teaching method?
5	Course were appropriate in moulding the students towards nation building by inculcating ethical and professional responsibilities
6	Courses were helpful in developing the skills
7	To perform your existing duty and responsibility, the curriculum and syllabus offered during entire programme matches.
8	Courses were helpful in developing the skills
9	To perform your existing duty and responsibility, the curriculum and syllabus offered during entire programme matches.
10	Curriculum provide knowledge and professional ethics

The report provides a comprehensive summary of alumni feedback, detailing the number of responses in categories such as excellent, very good, good, fair, and poor, reflecting the overall satisfaction levels of alumni with their educational experience. The report and the pie chart for each questionnaire is plotted to ease the process of analysis.

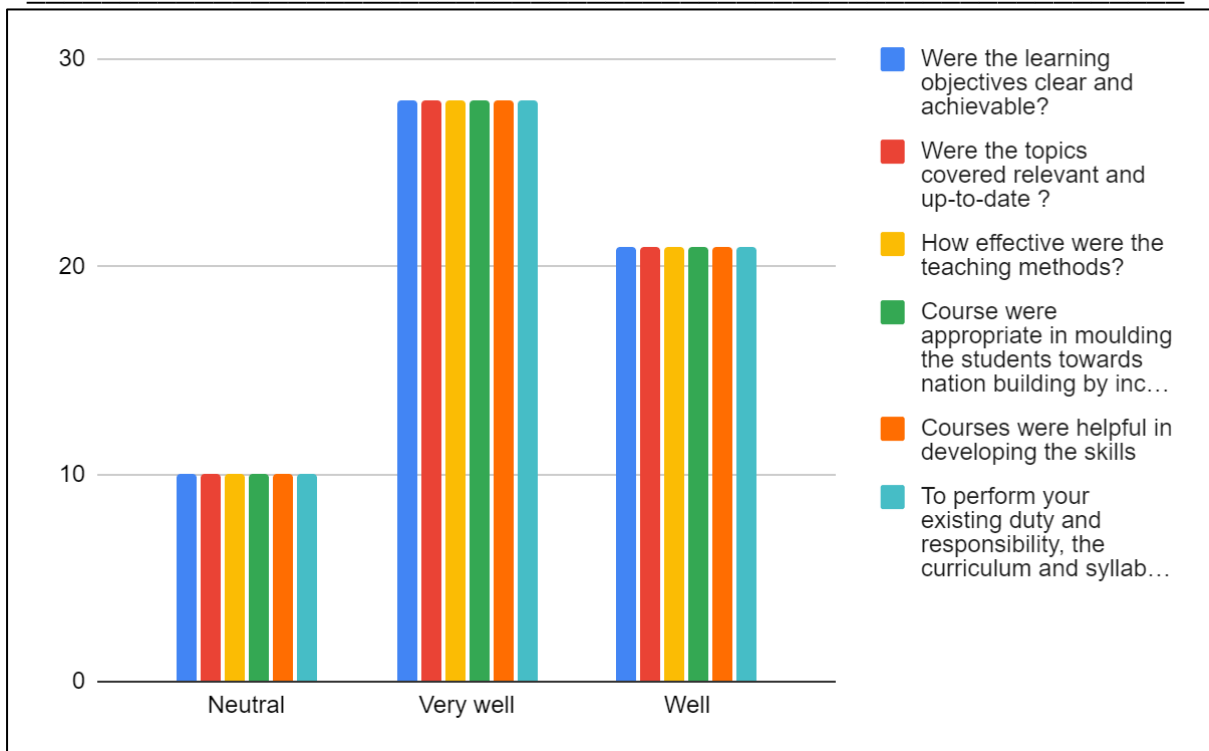


Fig 3: Alumni Feedback Analysis Graph



### Employer Feedback Analysis

The feedback from Employer is collected and analyzed at institute level. The feedback analysis of employer feedback is shown below:

Sl. NO	Metrics
1	The curriculum has good balance between theory and applications.
2	How do you rate the sufficiency of the courses related to industry that are included in the program?
3	The curriculum incorporates soft skills needed for employment.
4	The curriculum provides scope for acquiring employable and entrepreneurship skills.
5	How do you rate the Basic facilities in the College campus?

The report provides a detailed analysis of employer feedback, categorizing their ratings into five distinct levels: Strongly Agree, Agree, Neither agree nor disagree, Disagree and Strongly Disagree. It highlights the distribution of responses, showing how many employers rated the various aspects of the curriculum, sufficiency of courses, incorporation of soft skills, and campus facilities within each category.

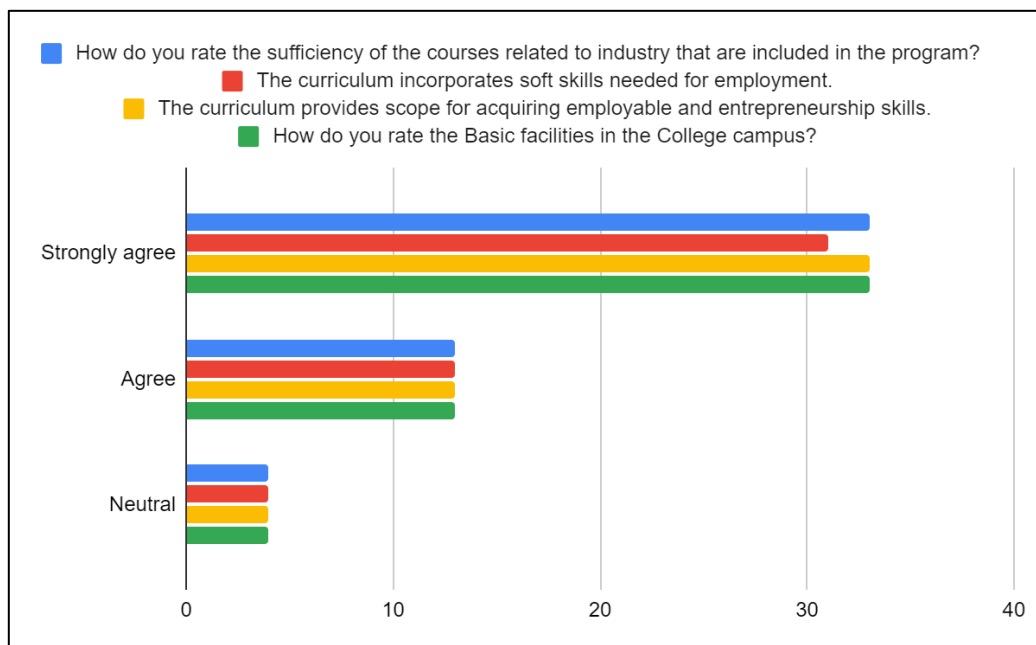


Fig 4: Employer Feedback Analysis Graph