



CITY
ENGINEERING COLLEGE

CRITERION1- CURRICULAR ASPECTS

KEY INDICATOR -1.4.1 Feedback System

Academic Year 2022-23

Institution obtains feedback on the syllabus and its transaction at the institution from the following stakeholders 1) Students 2) Teachers 3) Employers 4) Alumni

SL No	Particular
1	Student Feedback Analysis
2	Teacher Feedback Analysis
3	Alumni Feedback Analysis
4	Employer Feedback Analysis
5	Student Feedback on Academic Performance



Student Feedback Analysis

Students' feedback on curriculum is gathered and assessed at the department level. The consolidated report is created at the institute level, taking into account department comments. The student feedback is analysed based on following parameters.

Sl. NO	Metrics
1.	The current curriculum effectively covers emerging global trends.
2.	The current syllabus is designed to enhance employability opportunities.
3.	The curriculum improves soft skills and life skills needed for the professional world.
4.	Adequate resources are available to cover the topics in the syllabus.
5.	The program curriculum fosters multi-disciplinary learning.
6.	The course objectives and learning outcomes are clearly defined.
7.	The teaching methods used in the course are engaging.
8.	The course successfully integrates theory with practical applications.
9.	The teaching process effectively utilizes ICT tools such as multimedia presentations, online quizzes, and educational software.
10.	The use of ICT tools makes the learning material more engaging and interactive.
11.	Satisfied with the variety of ICT tools available for the curriculum.
12.	The labs have the necessary equipment for conducting experiments and practical work.
13.	The lab sessions align well with the theoretical concepts taught in the course



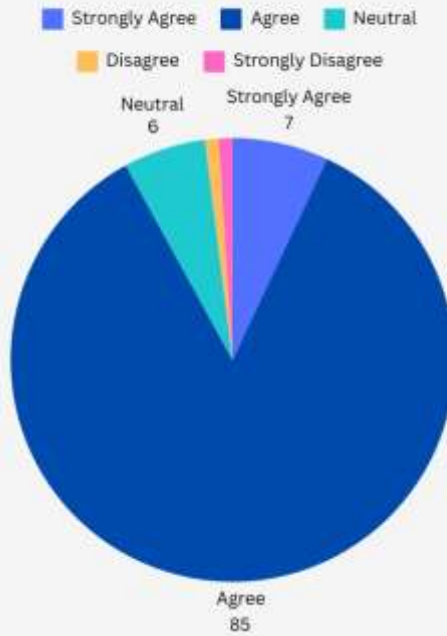
The report gives information about the percentage of students who have chosen Agree, Neutral and Disagree.

Questions	Strongly Agree	Agree	Neutral	Disagree	Strongly Disagree
The current curriculum effectively covers emerging global trends.	7%	85%	6%	1%	1%
The current syllabus is designed to enhance employability opportunities.	7%	89%	2%	2%	0%
The curriculum improves soft skills and life skills needed for the professional world.	8%	86%	4%	2%	0%
Adequate resources are available to cover the topics in the syllabus.	9%	81%	8%	2%	0%
The program curriculum fosters multi-disciplinary learning.	6%	84%	8%	2%	0%
The course objectives and learning outcomes are clearly defined.	7%	85%	5%	2%	1%
The teaching methods used in the course are engaging.	6%	87%	5%	1%	1%
The course successfully integrates theory with practical applications.	7%	84%	7%	1%	1%
The teaching process effectively utilizes ICT tools such as multimedia presentations, online quizzes, and educational software.	11%	49%	21%	19%	0%
The use of ICT tools makes the learning material more engaging and interactive.	8%	52%	21%	19%	0%
Satisfied with the variety of ICT tools available for the curriculum.	12%	48%	21%	19%	0%
The labs have the necessary equipment for conducting experiments and practical work.	5%	90%	3%	2%	0%
The lab sessions align well with the theoretical concepts taught in the course	7%	84%	7%	2%	0%

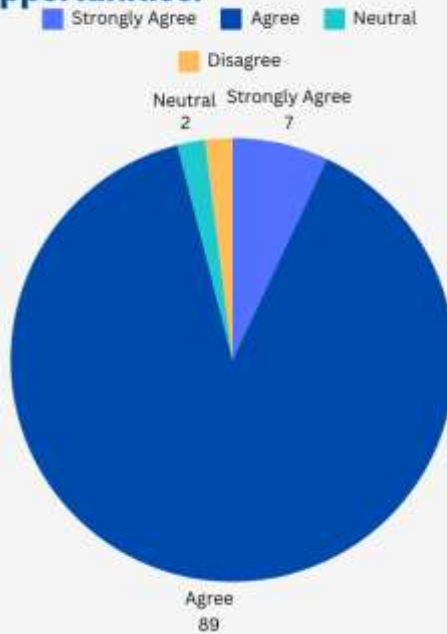
Pie-charts are used to visualize student feedback questionnaires and develop conclusions based on aggregated data.



The current curriculum effectively covers emerging global trends.

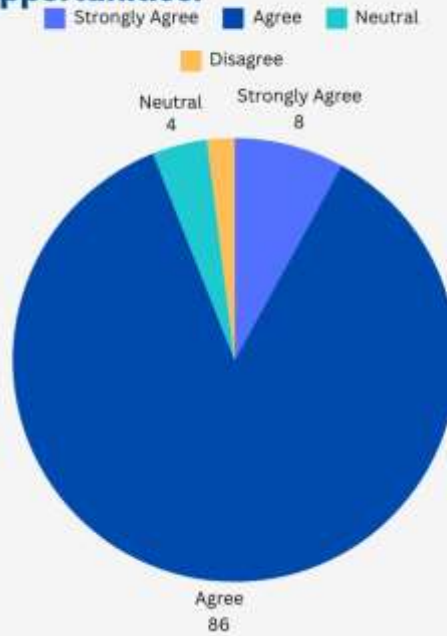


The current syllabus is designed to enhance employability opportunities.

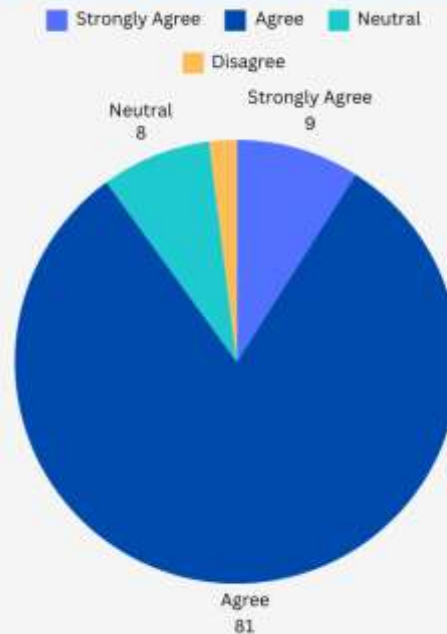




The current syllabus is designed to enhance employability opportunities.

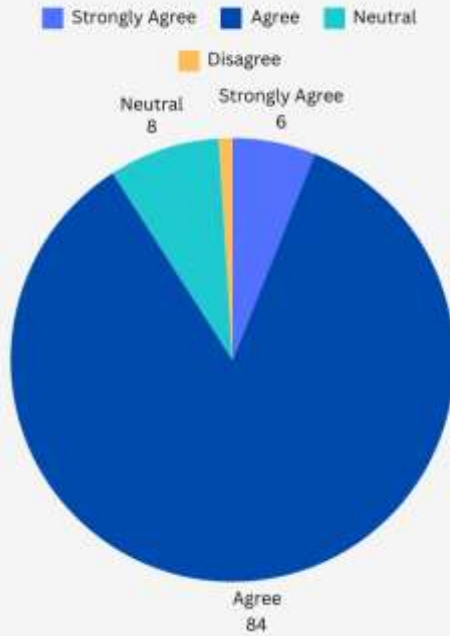


Adequate resources are available to cover the topics in the syllabus.

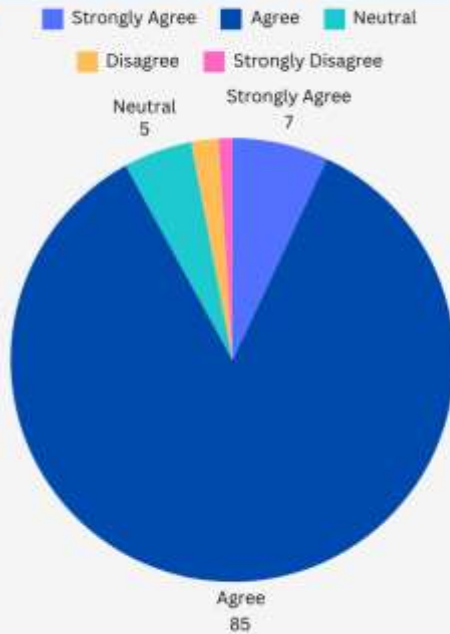




The program curriculum fosters multi-disciplinary learning.



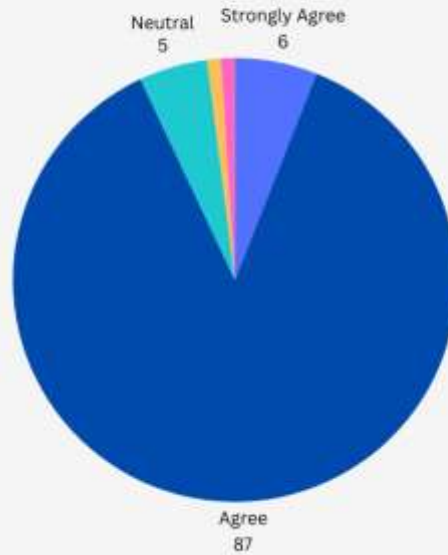
The course objectives and learning outcomes are clearly defined.





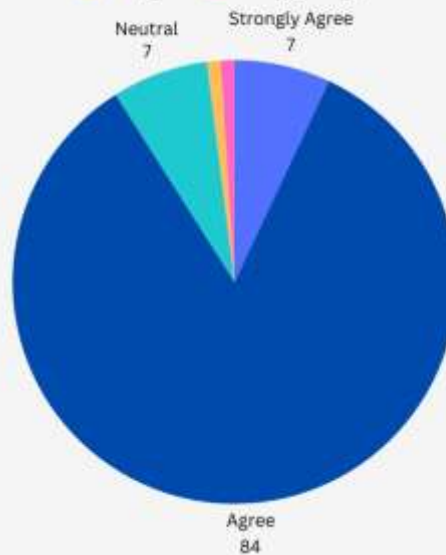
The teaching methods used in the course are engaging.

Strongly Agree Agree Neutral
Disagree Strongly Disagree



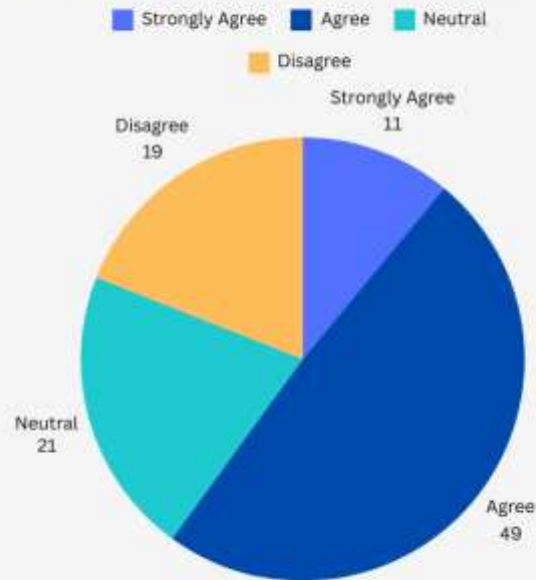
The course successfully integrates theory with practical applications.

Strongly Agree Agree Neutral
Disagree Strongly Disagree

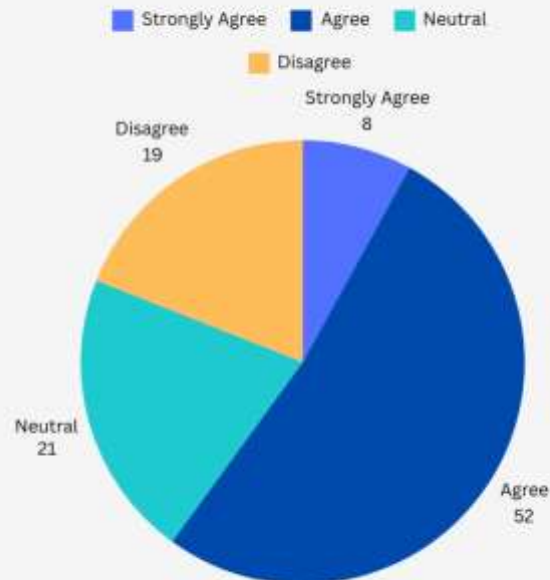




The teaching process effectively utilizes ICT tools such as multimedia presentations, online quizzes, and educational software.

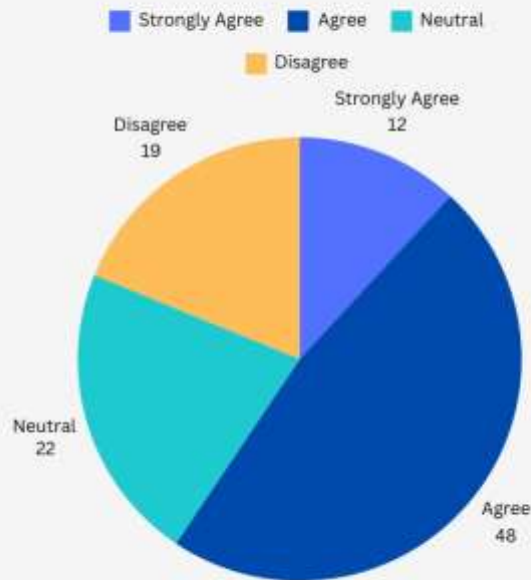


The use of ICT tools makes the learning material more engaging and interactive.

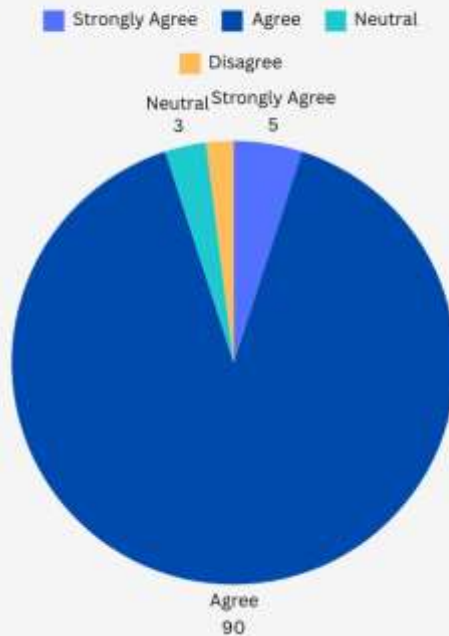




Satisfied with the variety of ICT tools available for the curriculum.



The labs have the necessary equipment for conducting experiments and practical work.



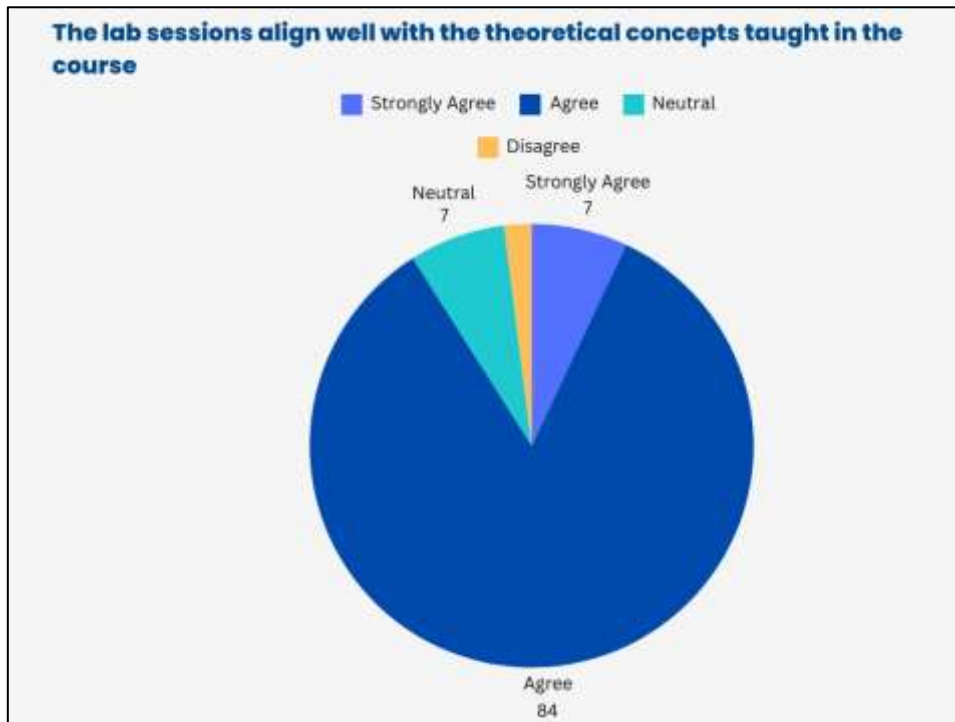


Fig 1: Student Feedback Analysis Graph



Teacher Feedback Analysis

The feedback from each faculty member is systematically collected and aggregated into a comprehensive report at the institute level. This report encompasses a detailed analysis of the feedback, focusing on various aspects of curriculum and its effectiveness. The findings from this analysis, which provide insights into the strengths and areas for improvement for each teacher, are presented in the section below.

Sl. NO	Metrics
1	The curriculum follows outcome-based education.
2	The curriculum aligns with industry standards, academic requirements, and employment opportunities.
3	The curriculum promotes internships, student exchanges, and field visits.
4	The curriculum is frequently revised to meet current requirements.
5	The curriculum offers sufficient options to learn a variety of skills.
6	The curriculum facilitates multidisciplinary learning.
7	There are an adequate number of reference materials and e-resources available for various courses.
8	The evaluation process is adequate and robust.
9	Satisfied with the variety of ICT tools available.
10	The labs are well-equipped for conducting experiments and practical work.



The report details the percentage of Teachers who selected Agree, Neutral, or Disagree.

Questions	Code	Strongly Agree	Agree	Neutral	Disagree	Strongly Disagree
The curriculum follows outcome-based education.	TF1	5%	80%	8%	8%	0
The curriculum aligns with industry standards, academic requirements, and employment opportunities.	TF2	2%	82%	9%	8%	0%
The curriculum promotes internships, student exchanges, and field visits.	TF3	6%	81%	5%	7%	1%
The curriculum is frequently revised to meet current requirements.	TF4	9%	78%	7%	8%	0%
The curriculum offers sufficient options to learn a variety of skills.	TF5	7%	81%	7%	5%	0%
The curriculum facilitates multidisciplinary learning.	TF6	4%	79%	11%	5%	2%
There are an adequate number of reference materials and e-resources available for various courses.	TF7	7%	82%	5%	4%	1%
The evaluation process is adequate and robust.	TF8	6%	79%	9%	7%	0%
Satisfied with the variety of ICT tools available.	TF9	0%	87%	4%	7%	2%
The labs are well-equipped for conducting experiments and practical work.	TF10	10%	80%	3%	7%	0%

The teacher survey is provided as a bar graph for easy comprehension and drawing conclusions based on aggregated responses.

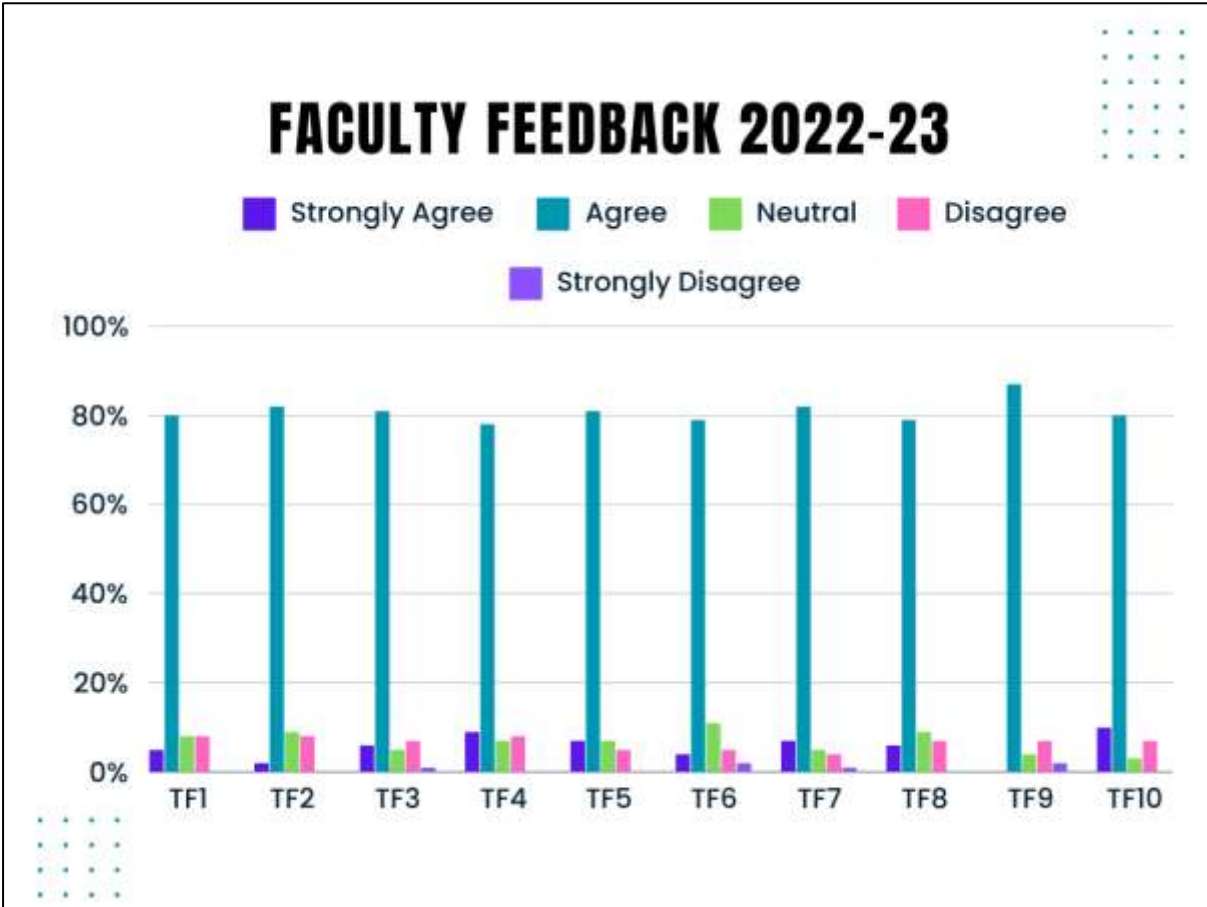


Fig 2: Teachers Feedback Analysis Graph

The teacher survey results are displayed as a bar graph to facilitate easy comprehension and enable drawing conclusions based on aggregated responses. Bar graphs provide a clear and concise visual representation, making it easier for viewers to quickly understand and compare the data. This format enhances accessibility and efficiency in analyzing the overall trends, patterns, and differences in the survey responses, allowing for informed decision-making.



Alumni Feedback Analysis

The input from alumni is first collected through various means such as surveys, interviews, or feedback forms. Once gathered, this data is analyzed at the institute level to identify common themes, trends, and areas for improvement. The consolidated report is then prepared, summarizing the key findings and insights derived from the alumni feedback. This report highlights significant feedback points and recommendations for the institute's consideration. Finally, the feedback analysis is visually displayed, often using graphs or charts, to clearly communicate the results and facilitate understanding among stakeholders.

Sl. NO	Metrics
1	How well did the courses in entire curriculum meet your expectations?
2	Were the learning objectives clear and achievable?
3	Were the topics covered relevant and up to date?
4	How efficient were the teaching method?
5	Course were appropriate in moulding the students towards nation building by inculcating ethical and professional responsibilities
6	Courses were helpful in developing the skills
7	To perform your existing duty and responsibility, the curriculum and syllabus offered during entire programme matches.
8	Courses were helpful in developing the skills
9	To perform your existing duty and responsibility, the curriculum and syllabus offered during entire programme matches.
10	Curriculum provide knowledge and professional ethics

The report provides a comprehensive summary of alumni feedback, detailing the number of responses in categories such as excellent, very good, good, fair, and poor, reflecting the overall satisfaction levels of alumni with their educational experience. The report and the pie chart for each questionnaire is plotted to ease the process of analysis.



Fig 3: Alumni Feedback Analysis Graph



Employer Feedback Analysis

The feedback from Employer is collected and analyzed at institute level. The feedback analysis of employer feedback is shown below:

Sl. NO	Metrics
1	The curriculum has good balance between theory and applications.
2	How do you rate the sufficiency of the courses related to industry that are included in the program?
3	The curriculum incorporates soft skills needed for employment.
4	The curriculum provides scope for acquiring employable and entrepreneurship skills.
5	How do you rate the Basic facilities in the College campus?

The report provides a detailed analysis of employer feedback, categorizing their ratings into five distinct levels: Strongly Agree, Agree, Neither agree nor disagree, Disagree and Strongly Disagree. It highlights the distribution of responses, showing how many employers rated the various aspects of the curriculum, sufficiency of courses, incorporation of soft skills, and campus facilities within each category. This breakdown offers valuable insights into the strengths and areas for improvement as perceived by the employers.

Metrics	Code	Strongly Agree	Agree	Neither Agree nor Disagree	Disagree	Strongly Disagree
The curriculum has good balance between theory and applications.	EF1	29.41%	40.20%	29.41%	0.98%	0.00%
How do you rate the sufficiency of the courses related to industry that are included in the program?	EF2	32.35%	50.98%	12.75%	1.96%	1.96%
The curriculum incorporates soft skills needed for employment.	EF3	22.55%	50.00%	17.65%	8.82%	0.98%
The curriculum provides scope for acquiring employable and entrepreneurship skills.	EF4	41.18%	48.04%	7.84%	1.96%	0.98%
How do you rate the Basic facilities in the College campus?	EF5	34.31%	53.92%	9.80%	1.96%	0.00%

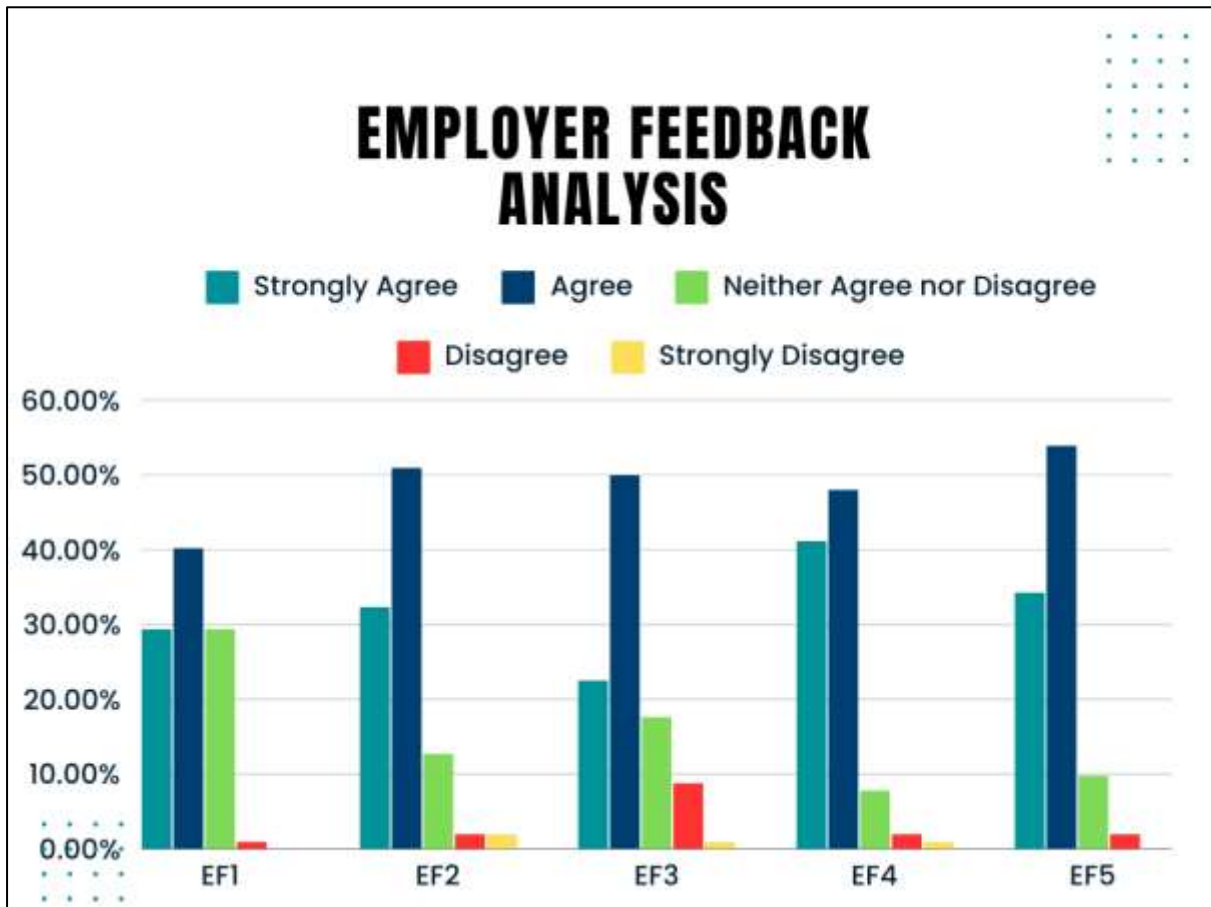


Fig 4: Employer Feedback Analysis Graph