

RAJKISHOR PRASAD
CHARTERED ACCOUNTANTS



Independent Auditors' Report

To

The Principal
City Engineering College
Vasanthapura, Doddakalasangra
Bangalore

Opinion

I have audited the accompanying financial statements of **City Engineering College, Bangalore (A unit of Jayanagar Education Society)**, which comprise the balance sheet as at 31st March 2024 and the Income and Expenditure Account for the year then ended, and a summary of significant accounting policies and other explanatory information.


In my opinion and to the best of my information and according to the explanations given to me, the aforesaid financial statements give the information required by the Karnataka Societies Registration Act, 1960, in the manner so required and give a true and fair view in conformity with the accounting principles generally accepted in India, of the state of affairs of the Society as at March 31, 2024 and its excess of Income over expenditure for the year ended on that date.

Basis of Opinion


I conducted my audit in accordance with the Standards on Auditing (SAs) issued by ICAI. My responsibilities under those standards are further described in the Auditor's Responsibilities for the Audit of the Financial Statements section of my report. I am independent of the Institution in accordance with the Code of Ethics issued by ICAI and I have fulfilled my other ethical responsibilities in accordance with the Code of Ethics. I believe that the audit evidence I have obtained is sufficient and appropriate to provide a basis for my opinion

Responsibilities of Management and Those Charged with Governance for the Financial Statements

Management is responsible for the preparation of these financial statements that give a true and fair view of the state of affairs and results of operations of the Institution in accordance with the accounting principles generally accepted in India. This responsibility includes the design, implementation and maintenance of internal control relevant to the preparation and presentation of the financial statements that give a true and fair view and are free from material misstatement, whether due to fraud or error.



RAJKISHOR PRASAD
CHARTERED ACCOUNTANTS



In preparing the financial statements, management is responsible for assessing the Institution's ability to continue as a going concern, disclosing, as applicable, matters related to going concern and using the going concern basis of accounting unless management either intends to liquidate the Institution or to cease operations, or has no realistic alternative but to do so.


Those charged with governance are responsible for overseeing the Institution's financial reporting process

Auditor's Responsibilities for the Audit of the Financial Statements

My objectives are to obtain reasonable assurance about whether the financial statements as a whole are free from material misstatement, whether due to fraud or error, and to issue an auditor's report that includes my opinion. Reasonable assurance is a high level of assurance, but is not a guarantee that an audit conducted in accordance with SAs will always detect a material misstatement when it exists. Misstatements can arise from fraud or error and are considered material if, individually or in the aggregate, they could reasonably be expected to influence the economic decisions of users taken on the basis of these financial statements.

An audit involves performing procedures to obtain audit evidence about the amounts and disclosures in the financial statements. The procedures selected depend on the auditor's judgment, including the assessment of the risks of material misstatement of the financial statements, whether due to fraud or error. In making those risk assessments, the auditor considers internal control relevant to the Society's preparation and fair presentation of the financial statements in order to design audit procedures that are appropriate in the circumstances. An audit also includes evaluating the appropriateness of accounting policies used and the reasonableness of the accounting estimates made by management, as well as evaluating the overall presentation of the financial statements.

I believe that the audit evidence I have obtained is sufficient and appropriate to provide a basis for my audit opinion on the financial statements


For Rajkishor Prasad
Chartered Accountant
Memb No 505471


Place: Bangalore

Date: 23.09.2024

CITY ENGINEERING COLLEGE
 (A Unit of Jayanagar Education Society)
 Doddakalasandra Vasanthapura Bangalore
BALANCE SHEET AS ON 31ST MARCH 2024

LIABILITIES	SCH	31-03-2024	31-03-2023
LIABILITIES			
CAPITAL ACCOUNT	1	43,74,99,453	38,24,10,733
CORPUS FUND	2	12,67,70,015	12,67,70,015
LOANS	3	-	-
REFUNDABLE DEPOSITS	4	28,86,990	25,90,990
SUNDRY CREDITORS, PROVISIONS & PAYABLES	5	24,34,491	37,65,345
	TOTAL	56,95,90,949	51,55,37,081
ASSETS			
FIXED ASSETS	6	15,06,34,313	12,13,54,181
INVESTMENTS	7	-	-
DEPOSITS	8	3,42,84,494	1,57,97,105
LOANS & ADVANCES	9	26,30,734	22,96,895
FEE RECEIVABLE -S Drs	10	1,50,22,875	50,24,881
CASH & BANK BALANCES	11	71,48,846	1,19,75,526
INTER COLLEGE BALANCE	12	35,98,69,687	35,90,88,493
	TOTAL	56,95,90,949	51,55,37,081

Schedule 1 to 18 form integral part of the financial statements
 As per my report of even date


 Rajkishor Prasad
 Chartered Accountants
 MRN 505471

Place: BANGALORE
 Date: 23.09.2024

City Engineering College


 Chairman - President

CITI ENGINEERING COLLEGE
(A Unit of Jayanagar Education Society)
Doddakalasandra Vasanthapura Bangalore
INCOME AND EXPENDITURE ACCOUNT FOR THE YEAR ENDED 31ST MARCH 2024

PARTICULARS	SCH	31-03-2024	31-03-2023
INCOME			
FEES COLLECTIONS	13	15,68,41,380	8,54,64,227
OTHER INCOME	14	35,39,169	33,13,941
Total		16,03,80,549	8,87,78,168
EXPENDITURE			
ACADEMIC EXPENSES	15	1,94,36,904	62,22,237
STAFF EXPENSES	16	5,84,86,857	3,48,22,155
ADMINISTRATIVE EXPENSES	17	1,75,23,963	1,73,88,467
FINANCE COST	18	67,660	14,194
DEPRECIATION ON ASSETS	6	97,76,445	58,30,026
Total Exps		10,52,91,829	6,42,77,080
EXCESS OF INCOME OVER EXPENDITURE B/F		5,50,88,720	2,45,01,089

Schedule 1 to 18 form integral part of the financial statements


As per my report of even date


Rajkishor Prasad
Chartered Accountants
MRN 505471

Place: BANGALORE

Date: 23.09.2024

City Engineering College



Chairman - President

CITI ENGINEERING COLLEGE
(A Unit of Jayanagar Education Society)
Doddakalasandra Vasanthapura Bangalore
SCHEDULE TO BALANCE SHEET AS ON 31ST MARCH 2024

PARTICULARS	31.3.2024	31.3.2023
SCHEDULE - 1 CAPITAL ACCOUNT		
Opening Balance		
ADD : Excess of Income over Expenditure during the Year as per I&E A/c	38,24,10,733 5,50,88,720	35,79,09,644 2,45,01,089
Total	43,74,99,453	38,24,10,733
SCHEDULE - 2 CORPUS FUND		
Opening Balance		
Add : Additions During the Year	12,67,70,015	12,67,70,015
Total	12,67,70,015	12,67,70,015
SCHEDULE - 3 LOANS		
SECURED LOANS		
Loan on Fixed Deposit's from Karnataka Bank		
Vehicle Loan		
UNSECURED LOANS		
Loan private parties		
Total	-	-
SCHEDULE - 4 REFUNDABLE DEPOSITS		
SCHOLARSHIP A/C		
GOVT. GRANTS - VGST	28,81,446	25,90,990
Other Advances	5,544	
Total	28,86,990	25,90,990



City Engineering College



Chairman - President

SCHEDULE - 5 SUNDRY CREDITORS & PROVISIONS			
SUNDRY CREDITORS :			
Sundry Creditors			
Salary Payable		12,33,374	7,91,220
Fee collected in Advance			
Professional Fee payable		7,000	18,00,000
Audit Fees Payable			
Fee refundable			
Royalty Charges Payable			
Others Payable		8,69,392	8,14,392
PROVISIONS :			
TDS Payable		54,683	-
ESI Payable		3,52,536	3,52,536
Prof Tax Payable		1,600	1,600
PF Payable			-
PAYABLES:			
GST Payable			
Others Payable		25272	5,597
	Total	24,34,491	37,65,345
SCHEDULE - 6 FIXED ASSETS			
Enclosed Separately (Nett of Depn)		15,06,34,313	12,13,54,181
	Total	15,06,34,313	12,13,54,181
SCHEDULE - 7 INVESTMENTS			
Nippon / Reliance Yeild Maximizer Aif Scheme-4			
	Total	0	0
SCHEDULE - 8 DEPOSITS			
Fixed Deposit - Karantaka Bank Ltd			
Fixed Deposit - Allahabad Bank - FD a/c No 50011538		19,66,630	18,77,919
Fixed Deposit-State Bank Of India			
Fixed Depsit-Bank of India		2,90,73,051	1,36,74,373
Fixed Deposit-39228737888			
Deposit - Karnataka Electricity Board		2,44,813	2,44,813
Fixed Depsit-UBI (Reinvestment)			
Deposits -Others		30,00,000	
	Total	3,42,84,494	1,57,97,105



City Engineering College

Chairman - President

SCHEDULE - 9			
LOANS & ADVANCES			
TDS receivables			
Salary Advance		23,84,034	20,35,195
Advance to Vendors (Sundry Creditors)		43,000	58,000
Other Advances			
IT Refund Receivable		93,700	93,700
Prepaid Expenses			
TCS Receivables		1,10,000	1,10,000
Total		26,30,734	22,96,895
SCHEDULE - 10			
Fee Receivable from students (S.Drs)			
		1,50,22,875	50,24,881
Total		1,50,22,875	50,24,881
SCHEDULE - 11			
CASH ON HAND AND BANK			
CASH IN HAND			
Cash in hand		17,99,226	17,83,605
BANK BALANCES			
Balance with Bank of India			
Balance with Karnataka Bank Ltd		45,22,592	1,01,86,922
Balance with State Bank of India		8,22,677	
Balance with Kotak Mahindra Bank		4,351	5,000
Balance with UBI			
Balance with HDFC Bank			
Uncleared chqs			
Total		71,48,846	1,19,75,526
SCHEDULE - 12			
INTER COLLEGE BALANCES			
JES - Regd		41,10,83,080	40,80,01,886
BNPS-Jayanagar			
BNPS-Kanakpura		(29,52,355)	(6,52,355)
City College		(4,53,06,173)	(4,53,06,173)
City Engineering College			
City PU college		(29,54,865)	(29,54,865)
City School (Brooklyn NP School, Jayanagar)			
Total		35,98,69,687	35,90,88,493




City Engineering College

Chairman - President

CITI ENGINEERING COLLEGE
(A Unit of Jayanagar Education Society)
Doddakalasandra Vasanthapura Bangalore
SCHEDULE TO INCOME AND EXPENDITURE ACCOUNT FOR THE YEAR ENDED 31ST MARCH 2024

PARTICULARS	31.3.2024	31.3.2023
SCHEDULE - 13		
INCOME FROM FEES LEDGER		
Admission Fees		
APPLICATION & PROSPECTUS FEE		
Board & Cbse Fees & Late Fee	3,66,400	2,06,000
Bonafied / Transfer / Study Certificate		
Fees Rcvd Advance 2021-22		
Fees Refund (Admission)		
Jodo & Concession		
LAB LIBRARY / SPORTS FEE		
OTHERS FEE		
Placement & Training Fees, LLS		
Rte 2021-22	3,000	
Tuition Fee		
Tuition Fees (PGCET - 2021-22)	9,99,48,951	4,14,86,958
Tuition Fees Term - 1		
Tuition Fees Term - 2		
UNIFORM FEES		
UNIVERSITY FEE	31,93,415	30,05,478
UNIVERSITY FEE (NON/KAR)	54,95,098	27,74,044
CET FEE FRM CET CELL		
COMED.K FEE FRM COMED.K CELL	2,09,12,181	2,06,77,775
CONVOCATION FEE	5,81,808	3,56,246
CULTURAL FEE	2,88,000	(1,36,610)
DISCOUNT ALLOWED/ Sibling Discount	87,850	1,15,156
E-JOURNAL FEE	(6,04,590)	(6,55,905)
ERP PACKAGE FEE		2,41,750
EXAM FEE	14,020	16,98,000
GRADUATION DAY FEE	62,78,528	41,93,122
GROUP HEALTH INSURANCE	1,57,500	2,00,000
HEALTH CHECK-UP & MAINTENANCE	4,76,010	3,59,911
LAB RECORDS/ASSIGNMENT/BLUE BOOKS/LIBRARY/SPORT		11,000
LATE FEE FINE & LAB BREAKAGE CHARGES	1,64,76,920	95,98,610
RE-ADMISSION FEE TO VTU	22,17,317	2,62,469
REGISTRATION FEE OF DEGREE HONORS		
REVALUATION & PHOTOCOPY FEE		
SMART SKILL TRAINING FEE	4,76,472	4,68,973
TRANSPORTATION CHARGES	4,72,500	6,01,250
TOTAL	15,68,41,380	8,54,64,227

City Engineering College


Chairman - President

SCHEDULE - 14			
OTHER INCOME			
Interest on Fixed Deposit From KBL			
Interest - Sb - Kbl			
Bank Interest		9,155	760
Interest on FD			
INTEREST ON FDR			
FDR INTEREST RCD		13,99,231	6,81,002
Income From Space Letting			
Profit on sale of vehicle		80,677	4,01,441
MISCELLANEOUS INCOME			
Administrative Processing Charges		9,000	3,75,260
ID Card Fee		24,500	5,001
BOI-RENT			
Canteen Rent		16,73,246	16,17,197
EXAM REMUNERATION			
SPORTS A/C		83,750	82,000
Xerox Rent		1,39,280	1,00,880
Interest on KEB Deposit			
Income From Investment Fund-Nippon		1,20,330	50,400
Interest on IT refund			
	TOTAL	35,39,169	33,13,941
SCHEDULE - 15			
ACADEMIC EXPENSES			
FUNCTIONS & SEMINARS A/C		5,66,914	7,20,034
LAB MAINTENANCE A/C		26,085	56,028
Affiliation CBSE		17,40,047	5,38,123
Affiliation Fees (PG)		24,47,154	1,20,000
AICTE MBA & UG Annual Fees			
CBSE / PU BOARD FEE			
CBSE EXPENDTURE A/C			
Government Covid'20-21 Concession 15%			
Industrial Visit Expenses			
DEPARTMENT ACTIVITY			
Examination Expenses		1,39,193	1,32,543
Examination Fee			
EXAM REMUNERATION			
FACULTY DEVELOPMENT & ASSESSMENT PROGRAMME			
KUPECA ANNUAL SUBSCRIPTION FEE		5,15,121	23,950
Lic Inspection Expenses			
INTERNATIONAL CONFERENCE			
QPDS		35,025	14,619
TESTING & COUNSELLING EXPENSES		28,800	
OFFICE EXPENSES		60,109	
PROPERTY TAX		25,000	
SPONSORS		15,000	
Nss Activity Exp A/c		21,50,035	
PG Admission Approval Fees 23-24		50,000	5,000
PLACEMENT DEPT EXP'S A/C			
Liabrary Expenses		9,707	62,653
Subscription Fee			
Viva Voce Expenditure A/c			
PLACEMENT TRAINING A/C			
Rt Exp A/c		2,41,600	5,07,800
School Support Service Exp			
SPORTS A/C			
Student Welfare & Insurance		1,59,515	1,17,771
		2,78,244	1,93,261

City Engineering College

Chairman - President

UG Admission Approvals 2023-24			
UNIVERSITY FEES A/C		1,08,49,355	36,30,455
VTU CONSORTIUM MEMBERSHIP FEE		1,00,000	1,00,000
	TOTAL	1,94,36,904	62,22,237
SCHEDULE - 16			
STAFF EXPENSES			
Salaries			
Visiting Faculty Remuneration		4,50,76,097	3,43,31,844
Staff Welfare		1,32,22,100	36,000
ESI - Emplr Contribution		1,88,638	17,807
PROVIDENT FUND-EMPLOYER		18	1,72,969
		4	2,63,535
	TOTAL	5,84,86,857	3,48,22,155
SCHEDULE - 17			
ADMINISTRATIVE EXPENSES			
ADMISSION/CONSULTANCY/PROMOTION/ADVERTISING			
ADVERTISEMENT A/C		1,14,83,700	
Taning & Devolpment Charges		5,07,018	18,05,260
BUILDING INSURANCE & Maintaince			
CAMPUS MAINTENANCE A/C		48,587	48,595
Computer Maintenance		1,81,000	1,80,795
Conveyance		63,165	33,42,422
Covid 19 Vaccination Drive Exp A/c		70,274	78,358
Diesel & Fuel Expenses , Generator maint			
Refund		92,050	63,676
Renewal of Sahodaya Membership			
Fire Safety Expenses			
Digital Marketing Exp A/c			
ELECTRICITY & WATER CHARGES A/C			
Festival Expenses		11,30,085	9,39,325
Id Card Exp / ERP exp			
INSPECTION EXPENSES - KEB		1,26,815	5,900
Interest on Esi / PF Penalty		92,069	
Interest on Tds			
Internet Charges			
Iso Certification Expenses A/c			
LIFT MAINTENANCE			
MBA PROGRAMME 2020-21 INAUGURAL EXPENSES		52,700	25,000
Membership Fees			
Misc. Expenses			
NEWSPAPER & MAGAZINES A/C		88,019	42,342
New PUC Permission		5,683	6,126
Practical Exams A/c			
Office Expenses			
Office Maintenance			
POOJA & FESTIVAL EXPENSES		1,20,325	9,63,906
POSTAGE & COURIER A/C		27,280	24,850
Printing & Stationary		3,312	2,448
PROFESSIONAL CHARGES A/C, Legal charges		18,00,216	19,36,248
Provident Fund - Admin Charges		6,38,280	33,27,046
Rates and Taxes			
Repair & Maintainance			10,47,333
Security A/C		2,23,714	9,64,677
Software Expenses			4,68,000
TELEPHONE , FAX & INTERNET CHARGES A/C		72,570	8,19,872
Labour & Reimbursement Charges		3,22,051	4,59,958
Ug Examination Expences A/c			
Uniform Fee (Expenses)		1,76,925	6,79,534


City Engineering College

Chairman - President

UPS MAINTENANCE A/C		22,765	2,775
Vehicle Insurance & Maint		94,000	40,161
Website Expenditure A/c			83,100
XEROX & Fax Charges		81,360	30,760
	TOTAL	1,75,23,963	1,73,88,467
SCHEDULE - 18			
FINANCE COST			
BANK CHARGES			
Bank Interest Paid		67,660	14,194
Interest on Fd Loan, veh loan interest			
	TOTAL	67,660	14,194



City Engineering College



Chairman - President

CITY ENGINEERING COLLEGE
 [A UNIT OF JAYA NAGAR EDUCATION SOCIETY]
 Doddakalasandra Vasanthapura Bangalore
 SCHEDULE TO FIXED ASSETS AS ON 31st MARCH 2024

ASSETS	GROSS BLOCK				Total AS on 31.03.2024	DEPRECIATION					NET BLOCK	
	As on 01-04-2023	Additions		Deletion current year		Rate	Up to 31.03.2023	For the Year	Reduction Current year	Up to 31.03.2024	As on 31.03.2024	As on 31.03.2023
		Before 30.09.2023	After 30.09.2023									
Furnitures & Fixtures	2,45,97,798	6,300	51,09,262		2,97,13,360	10%	1,14,55,306	15,70,342		1,30,25,648	1,66,87,712	1,31,42,492
Transformer & Generator	8,54,575				8,54,575	15%	6,01,116	0				
Electrical Equipments	40,03,421		21,975		40,25,396	15%	36,40,825	38,019		6,39,135	2,15,440	2,53,459
Biometric Devices	19,465				19,465	15%	13,693	56,038		36,96,863	3,28,533	3,62,596
Laboratory Equipments	2,29,45,251	3,40,430	1,96,116		2,34,81,797	15%	2,02,82,778	866		14,559	4,906	5,772
Office Equipments	22,17,549				22,17,549	15%	7,16,526	4,65,144		2,07,47,922	27,33,875	26,62,473
Motor Pump	52,320				52,320	15%	44,217	2,25,153		1,215	12,75,870	15,01,023
Fire & Saftey	-	20,00,030			20,00,030	15%	-	3,00,005		45,433	6,887	8,103
Projector/CCTV	16,19,282	66,100	1,41,757		18,27,139	15%	5,73,813	1,77,367		3,00,005	17,00,026	
Printer	12,02,045	37,760			12,39,805	15%	8,04,116	65,353		7,51,180	10,75,959	10,45,469
Sound System	6,49,956				6,49,956	15%	3,28,233	48,258		8,69,469	3,70,336	3,97,929
THAMP READER	5,500				5,500	15%	3,582	288		3,76,491	2,73,465	10,45,469
Plant & Machinery - LIFT	45,58,000	37,39,760			82,97,760	15%	26,15,953	8,52,271		3,869	1,631	3,21,723
Books	2,05,14,818	10,290	5,87,194		2,11,12,302	40%	1,80,07,203	11,24,601		34,65,224	48,29,536	1,918
Computer	4,99,12,684	25,79,952	38,03,714		5,62,96,350	40%	4,47,21,493	38,69,200		1,91,31,804	19,80,493	19,42,047
Computer UPS & Battery	13,82,556	1,33,120			15,15,676	40%	11,28,480	1,54,878		4,85,90,693	77,05,657	25,07,615
Software	36,09,885	2,42,195	4,66,100		43,18,180	40%	34,73,913	2,44,487		12,83,358	2,32,318	51,91,191
Vehicle	-	38,86,393			38,86,393	15%	-	5,82,959		37,18,400	5,99,780	2,54,076
Total	13,81,45,105	1,30,42,330	1,03,26,118		16,15,13,553		10,84,11,247	97,76,445		11,81,87,692	4,33,25,862	2,97,33,858
Building- Capital Work In Progress	9,16,20,323	6,04,605	1,50,83,523									
TOTAL	22,97,65,428	1,36,46,935	2,54,09,641		26,86,22,004		10,84,11,247	97,76,445		11,81,87,692	15,06,34,313	12,13,54,181
Previous Year	20,26,24,732	1,05,00,409	1,84,75,043	18,34,756	22,97,65,428		10,84,11,247	97,76,445		11,81,87,692	15,06,34,313	12,13,54,181
							0	10,35,26,737	58,30,026	9,45,516	10,84,11,247	12,13,54,181

City Engineering College

Chairman - President