



**CITY**  
ENGINEERING COLLEGE

**Metric Number: 6.3.2** Percentage of teachers provided with financial support to attend conferences/workshops and towards membership fee of professional bodies during the last five years

Audited statement of account highlighting the financial support to teachers to attend conferences/workshops and towards membership fee for professional bodies for the ACY 2021-22

**RAJKISHOR PRASAD**  
**CHARTERED ACCOUNTANTS**



Independent Auditors' Report

To

**The Principal**  
**City Engineering College**  
**Vasanthapura, Doddakalasangra**  
**Bangalore**

**Opinion**

I have audited the accompanying financial statements of **City Engineering College, Bangalore ( A unit of Jayanagar Education Society)**, which comprise the balance sheet as at 31<sup>st</sup> March 2022 and the Income and Expenditure Account for the year then ended, and a summary of significant accounting policies and other explanatory information.

In our opinion and to the best of our information and according to the explanations given to us, the aforesaid financial statements give the information required by the Karnataka Societies Registration Act, 1960, in the manner so required and give a true and fair view in conformity with the accounting principles generally accepted in India, of the state of affairs of the Society as at March 31, 2022 and its excess of Income over expenditure for the year ended on that date.

**Basis of Opinion**

I conducted my audit in accordance with the Standards on Auditing (SAs) issued by ICAI. My responsibilities under those standards are further described in the Auditor's Responsibilities for the Audit of the Financial Statements section of our report. I am independent of the Institution in accordance with the Code of Ethics issued by ICAI and I have fulfilled my other ethical responsibilities in accordance with the Code of Ethics. I believe that the audit evidence I have obtained is sufficient and appropriate to provide a basis for my opinion.

**Responsibilities of Management and Those Charged with Governance for the Financial Statements**

Management is responsible for the preparation of these financial statements that give a true and fair view of the state of affairs and results of operations of the Institution in accordance with the accounting principles generally accepted in India. This responsibility includes the design, implementation and maintenance of internal control relevant to the preparation and presentation of the financial statements that give a true and fair view and are free from material misstatement, whether due to fraud or error.

# 208, Puja Nakshatra Appt, Gubbalala Main Road, Post Subramanya Pura, Bangalore - 560 061, email : rajca2005@gmail.com, mob: 91 9845351755

  
**PRINCIPAL**  
**CITY ENGINEERING COLLEGE**

Kanakapura Main Road, BANGALORE - 560 061



# RAJKISHOR PRASAD CHARTERED ACCOUNTANTS



In preparing the financial statements, management is responsible for assessing the Institution's ability to continue as a going concern, disclosing, as applicable, matters related to going concern and using the going concern basis of accounting unless management either intends to liquidate the Institution or to cease operations, or has no realistic alternative but to do so.

Those charged with governance are responsible for overseeing the Institution's financial reporting process

## Auditor's Responsibilities for the Audit of the Financial Statements

My objectives are to obtain reasonable assurance about whether the financial statements as a whole are free from material misstatement, whether due to fraud or error, and to issue an auditor's report that includes my opinion. Reasonable assurance is a high level of assurance, but is not a guarantee that an audit conducted in accordance with SAs will always detect a material misstatement when it exists. Misstatements can arise from fraud or error and are considered material if, individually or in the aggregate, they could reasonably be expected to influence the economic decisions of users taken on the basis of these financial statements.

An audit involves performing procedures to obtain audit evidence about the amounts and disclosures in the financial statements. The procedures selected depend on the auditor's judgment, including the assessment of the risks of material misstatement of the financial statements, whether due to fraud or error. In making those risk assessments, the auditor considers internal control relevant to the Society's preparation and fair presentation of the financial statements in order to design audit procedures that are appropriate in the circumstances. An audit also includes evaluating the appropriateness of accounting policies used and the reasonableness of the accounting estimates made by management, as well as evaluating the overall presentation of the financial statements.

I believe that the audit evidence I have obtained is sufficient and appropriate to provide a basis for my audit opinion on the financial statements



For Rajkishor Prasad  
Chartered Accountant  
Memb No 505471

Place: Bangalore

Date: 26/09/2022

UDIN: 22505471AYVSW 87139

PRINCIPAL  
CITY ENGINEERING COLLEGE  
Kanakapura Main Road, BANGALORE - 560 061

# 208, Puja Nakshatra Appt, Gubbalala Main Road, Post Subramanya Pura, Bangalore - 560 061, email : rajca2005@gmail.com, mob: +91-9845351765

**INDIAN INCOME TAX RETURN ACKNOWLEDGEMENT**

[Where the data of the Return of Income in Form ITR-1 (SAHAJ), ITR-2, ITR-3, ITR-4(SUGAM), ITR-5, ITR-6, ITR-7 filed and verified]  
(Please see Rule 12 of the Income-tax Rules, 1962)

Assessment Year  
2022-23

PAN AAATJ1100G  
Name JAYANAGAR EDUCATION SOCIETY  
Address 27/2, 2ND MAIN ROAD, 7TH BLOCK JAYANAGAR, BANGALORE, 15-Karnataka, 91-INDIA, 560004  
Status Firm  
Filed u/s 139(5)-Revised

Form Number ITR-7  
e-Filing Acknowledgement Number 908353770311222

|   |    |               |
|---|----|---------------|
| Current Year business loss, if any                |    |               |
| Total Income                                      | 1  | 0             |
| Book Profit under MAT, where applicable           |    | 0             |
| Adjusted Total Income under AMT, where applicable | 2  | 0             |
| Net tax payable                                   | 3  | 0             |
| Interest and Fee Payable                          | 4  | 0             |
| Total tax, interest and Fee payable               | 5  | 0             |
| Taxes Paid  | 6  | 1,000         |
| (+) Tax Payable / (-) Refundable (6-7)            | 7  | 1,000         |
| Accreted Income as per section 115TD              | 8  | 11,68,088     |
| Additional Tax payable u/s 115TD                  | 9  | (-) 11,67,090 |
| Interest payable u/s 115TE                        | 10 | 0             |
| Additional Tax and interest payable               | 11 | 0             |
| Tax and interest paid                             | 12 | 0             |
| (+) Tax Payable / (-) Refundable (12-13)          | 13 | 0             |
|   | 14 | 0             |

This return has been digitally signed by JAYANAGAR EDUCATION SOCIETY in the capacity of Principal Officer having PAN AGDPP4676N from IP address 203.192.251.178 on 31-Dec-2022 DSC S.No & Issuer 50875290 & 50875290CN=Capricorn CA 2014.OU=Certifying Authority,O=Capricorn Identity Services Pvt Ltd.,C=IN

System Generated  
Barcode/QR code



AAATJ1100G07908353770311222112167c1a0a4c33a6b79bee7728ced4b1322eed1

**DO NOT SEND THIS ACKNOWLEDGEMENT TO CPC, BANGALURU**

*Skandan*  
PRINCIPAL  
CITY ENGINEERING COLLEGE  
Kanakapura Main Road, BANGALORE - 560 061





( A Unit of Jayanagar Education Society)  
27/2, 33RD CROSS, 2ND MAIN, JAYANAGAR 7TH BLOCK, BANGALORE, 560070


**BALANCE SHEET AS ON 31ST MARCH 2022**

| LIABILITIES                             | SCH | 31-03-2022          | 31-03-2021          |
|---|-----|---------------------|---------------------|
| <b>LIABILITIES</b>                      |     |                     |                     |
| CAPITAL ACCOUNT                         | 1   | 35,79,09,644        | 33,72,05,937        |
| CORPUS FUND                             | 2   | 12,67,70,015        | ✓ 12,67,70,015      |
| LOANS                                   | 3   | -                   | -                   |
| REFUNDABLE DEPOSITS                     | 4   | 35,26,707           | ✓ 34,15,722         |
| SUNDRY CREDITORS, PROVISIONS & PAYABLES | 5   | 8,20,893            | ✓ 8,74,131          |
| <b>TOTAL</b>                            |     | <b>48,90,27,259</b> | <b>46,82,65,805</b> |
| <b>ASSETS</b>                           |     |                     |                     |
| FIXED ASSETS                            | 6   | 9,90,97,996         | ✓ 8,88,85,057       |
| INVESTMENTS                             | 7   | -                   | -                   |
| DEPOSITS                                | 8   | 1,55,16,945         | ✓ 1,79,48,564       |
| LOANS & ADVANCES                        | 9   | 44,33,876           | ✓ 17,13,551         |
| FEES RECEIVABLE -S Drs                  | 10  | 1,08,95,805         | ✓ 9,89,872          |
| CASH & BANK BALANCES                    | 11  | 79,92,398           | ✓ 86,62,022         |
| INTER COLLEGE BALANCE                   | 12  | 35,10,90,239        | ✓ 35,00,66,739      |
| <b>TOTAL</b>                            |     | <b>48,90,27,259</b> | <b>46,82,65,805</b> |

Schedule 1 to 18 form integral part of the financial statements


As per my report of even date

  
  
**Rajkishor Prasad**  
 Chartered Accountants  
 MRN 505471

For Jayanagar Education Society (R)  
  
**President**

Place: BANGALORE

Date: 26/09/2022

  
 PRINCIPAL  
**CITY ENGINEERING COLLEGE**  
 Kanakapura Main Road, BANGALORE - 560 061


**CITY ENGINEERING COLLEGE**  
( A Unit of Jayanagar Education Society)  
27/2, 33RD CROSS, 2ND MAIN, JAYANAGAR 7TH BLOCK, BANGALORE, 560070

**INCOME AND EXPENDITURE ACCOUNT FOR THE YEAR ENDED 31ST MARCH 2022**


| INCOME                                       | SCH | 31-03-2022         | 31-03-2021         |
|--|-----|--------------------|--------------------|
| FEES COLLECTIONS                             | 13  | 5,96,66,145 ✓      | 4,39,87,038        |
| OTHER INCOME (Ordinary - sports)             | 14  | 25,05,752 ✓        | 21,09,718          |
| <b>Total</b>                                 |     | <b>6,21,71,897</b> | <b>4,60,96,756</b> |
| <b>EXPENDITURE</b>                           |     |                    |                    |
| ACADEMIC EXPENSES                            | 15  | 40,75,500 ✓        | 51,51,945          |
| STAFF EXPENSES                               | 16  | 2,57,17,171 ✓      | 2,23,67,770        |
| ADMINISTRATIVE EXPENSES                      | 17  | 64,38,869 ✓        | 39,96,654          |
| FINANCE COST                                 | 18  | 7,550 ✓            | 11,166             |
| DEPRECIATION ON ASSETS                       | 6   | 52,29,100 ✓        | 56,58,427          |
| <b>Total Exps</b>                            |     | <b>4,14,68,189</b> | <b>3,71,85,962</b> |
| <b>EXCESS OF INCOME OVER EXPENDITURE B/F</b> |     | <b>2,07,03,707</b> | <b>89,10,794</b>   |

Schedule 1 to 18 form integral part of the financial statements

As per my report of even date

Rajkishor Prasad  
Chartered Accountants  
MRN 505471

For Jayanagar Education Society (R)  
  
President

Place: BANGALORE

Date: 26/09/2022

SKanban

PRINCIPAL  
CITY ENGINEERING COLLEGE  
Kanakapura Main Road, BANGALORE - 560 061

**CITY ENGINEERING COLLEGE**  
( A Unit of Jayanagar Education Society)  
27/2, 33RD CROSS, 2ND MAIN, JAYANAGAR 7TH BLOCK, BANGALORE, KARNATAKA - 560070

**SCHEDULE TO BALANCE SHEET AS ON 31ST MARCH 2022**

| PARTICULARS   | 31-03-2022          | 31-03-2021          |
|---|---------------------|---------------------|
| <b>SCHEDULE - 1</b>                                     |                     |                     |
| <b>CAPITAL ACCOUNT</b>                                  |                     |                     |
| Opening Balance   | 33,72,05,937        | ✓ 32,83,13,051      |
| ADD : Excess of Income over Expenditure during the year | 2,07,03,707         | ✓ 88,92,886         |
| <b>Total</b>  | <b>35,79,09,644</b> | <b>33,72,05,937</b> |
| <b>SCHEDULE - 2</b>                                     |                     |                     |
| <b>CORPUS FUND</b>                                      |                     |                     |
| Opening Balance   | 12,67,70,015        | ✓ 12,67,70,015      |
| Add : Additions During the Year                         | -                   | -                   |
| <b>Total</b>  | <b>12,67,70,015</b> | <b>12,67,70,015</b> |
| <b>SCHEDULE - 3</b>                                     |                     |                     |
| <b>LOANS</b>  |                     |                     |
| <b>SECURED LOANS</b>                                    |                     |                     |
| <b>UNSECURED LOANS</b>                                  |                     |                     |
| <b>Total</b>  | -                   | -                   |
| <b>SCHEDULE - 4</b>                                     |                     |                     |
| <b>REFUNDABLE DEPOSITS</b>                              |                     |                     |
| SCHOLARSHIP A/C   | 27,06,771           | ✓ 34,15,722         |
| GOVT. GRANTS - VGST                                     | 5,544               | -                   |
| Other Advances  | 8,14,392            | -                   |
| <b>Total</b>  | <b>35,26,707</b>    | <b>34,15,722</b>    |
| <b>SCHEDULE - 5</b>                                     |                     |                     |
| <b>SUNDRY CREDITORS &amp; PROVISIONS</b>                |                     |                     |
| <b>SUNDRY CREDITORS :</b>                               |                     |                     |
| Sundry Creditors  | 5,02,547            | ✓ 4,96,220          |
| C E COLLEGE ALUMNI ASSOCIATION                          | -                   | 2,547               |
| <b>PROVISIONS ;</b>                                     |                     |                     |
| ESI Payable   | 3,52,536            | ✓ 3,52,536          |
| Prof Tax Payable  | 1,200               | -                   |
| <b>PAYABLES;</b>  |                     |                     |
| GST Payable   | 23,610              | ✓ 22,828            |
| <b>Total</b>  | <b>8,20,893</b>     | <b>8,74,131</b>     |
| <b>SCHEDULE - 6</b>                                     |                     |                     |
| <b>FIXED ASSETS</b>                                     |                     |                     |
| Enclosed Separately (Nett of Depn)                      | 9,90,97,996         | ✓ 8,88,85,057       |
| <b>Total</b>  | <b>9,90,97,996</b>  | <b>8,88,85,057</b>  |

For Jayanagar Education Society (R)



*Kanaka*  
PRINCIPAL  
CITY ENGINEERING COLLEGE  
Kanakapura Main Road, BANGALORE - 560 061

*[Signature]*  
President



CITY ENGINEERING COLLEGE  
( A Unit of Jayanagar Education Society)  
27/2, 33RD CROSS, 2ND MAIN, JAYANAGAR 7TH BLOCK, BANGALORE, KARNATAKA - 560070

**SCHEDULE TO BALANCE SHEET AS ON 31ST MARCH 2022**

| PARTICULARS   | 31-03-2022      | 31-03-2021    |
|---|-----------------|---------------|
| <b>SCHEDULE - 7<br/>INVESTMENTS</b>                           |                 |               |
| Total   | -               | -             |
| <b>SCHEDULE - 8<br/>DEPOSITS</b>                              |                 |               |
| Deposits -Others  | -               | 2,37,534      |
| Total   | 1,55,16,945     | 1,79,48,564   |
| <b>SCHEDULE - 9<br/>LOANS &amp; ADVANCES</b>                  |                 |               |
| TDS receivables   | 17,75,920 ✓     | 14,97,851     |
| Salary Advance  | 20,000 ✓        | -             |
| Advance to Vendors ( Sundry Creditors)                        | 24,34,256 ✓     | -             |
| Other Advances  | 93,700 ✓        | 1,05,700      |
| Prepaid Expenses  | 1,10,000 ✓      | 1,10,000      |
| Total   | 44,33,876       | 17,13,551     |
| <b>SCHEDULE - 10<br/>Fee Receivable from students (S.Drs)</b> | 1,08,95,805 ✓   | 9,89,872      |
| Total   | 1,08,95,805     | 9,89,872      |
| <b>SCHEDULE - 11<br/>CASH ON HAND AND BANK</b>                |                 |               |
| <b>CASH IN HAND</b>   |                 |               |
| Cash in hand  | 18,05,137 ✓     | 17,88,064     |
| <b>BANK BALANCES</b>  |                 |               |
| Balance with Bank of India                                    | 61,87,261 ✓     | 68,73,958     |
| Total   | 79,92,398.00    | 86,62,022     |
| <b>SCHEDULE - 12<br/>INTER COLLEGE TRANSFER</b>               |                 |               |
| JES - Regd  | 40,02,03,632 ✓  | 39,91,80,132  |
| BNPS-Kanakpura  | (8,52,355.30) ✓ | (8,52,355)    |
| City College  | (4,53,06,173) ✓ | (4,53,06,173) |
| City PU college   | (29,54,865) ✓   | (29,54,865)   |
| Total   | 35,10,90,239    | 35,00,66,739  |

For Jayanagar Education Society (R)



*(Signature)*  
President

*(Signature)*  
PRINCIPAL  
CITY ENGINEERING COLLEGE  
Kanakpura Main Road, BANGALORE - 560 061



**CITY ENGINEERING COLLEGE**  
( A Unit of Jayanagar Education Society)  
27/2, 33RD CROSS, 2ND MAIN, JAYANAGAR 7TH BLOCK, BANGALORE, KARNATAKA -560070

**SCHEDULE TO INCOME AND EXPENDITURE ACCOUNT FOR THE YEAR ENDED 31ST MARCH, 2022**

| PARTICULARS                                 | 31.3.2022          | 31.3.2021          |
|---|--------------------|--------------------|
| <b>SCHEDULE - 16</b>                        |                    |                    |
| <b>STAFF EXPENSES</b>                       |                    |                    |
| Salaries                                    | 2,53,75,160 ✓      | 2,18,88,567        |
| Staff Welfare                               | 35,823 ✓           | 44,667             |
| ESI - Emplr Contribution                    | 1,19,239 ✓         | -                  |
| PROVIDENT FUND-EMPLOYER                     | 1,86,949 ✓         | 4,34,536           |
| <b>TOTAL</b>                                | <b>2,57,17,171</b> | <b>2,23,67,770</b> |
| <b>SCHEDULE - 17</b>                        |                    |                    |
| <b>ADMINISTRATIVE EXPENSES</b>              |                    |                    |
| ADMISSION/CONSULTANCY/PROMOTION/ADVERTISING | 5,97,300 ✓         | -                  |
| ADVERTISEMENT A/C                           | 6,64,697 ✓         | 4,24,556           |
| BUILDING INSURANCE                          | 48,596 ✓           | -                  |
| CAMPUS MAINTENANCE A/C                      | 1,26,177 ✓         | -                  |
| Computer Maintenance                        | 4,897 ✓            | -                  |
| Conveyance                                  | 37,266 ✓           | 63,705             |
| ELECTRICITY & WATER CHARGES A/C             | 7,47,890 ✓         | 6,17,294           |
| INSPECTION EXPENSES - KEB                   | 21,300 ✓           | -                  |
| LIFT MAINTENANCE                            | 40,848 ✓           | -                  |
| NEWSPAPER & MAGAZINES A/C                   | 6,646 ✓            | -                  |
| Office Maintenance                          | 59,009 ✓           | 1,74,850           |
| POOJA & FESTIVAL EXPENSES                   | 20,000 ✓           | -                  |
| POSTAGE & COURIER A/C                       | 3,691 ✓            | -                  |
| Printing & Stationary                       | 5,30,376 ✓         | 96,736             |
| PROFESSIONAL CHARGES A/C                    | 8,59,000 ✓         | 4,93,750           |
| Provident Fund - Admin Charges              |                    | 17,907             |
| Rates and Taxes                             | 10,47,333 ✓        | 8,96,032           |
| Repair & Maintainance                       | 97,490 ✓           | 4,02,856           |
| Security A/C                                | 4,74,000 ✓         | 4,40,000           |
| Software Expenses                           | 13,500 ✓           | 13,646             |
| TELEPHONE , FAX & INTERNET CHARGES A/C      | 4,43,124 ✓         | 3,73,229           |
| Uniform Fee (Expenses)                      | 5,04,761 ✓         | -                  |
| UPS MAINTENANCE A/C                         | 12,040 ✓           | -                  |
| Vehicle Insurance & Maint                   | 7,650 ✓            | -                  |
| <b>TOTAL</b>                                | <b>64,20,119</b>   | <b>40,14,561</b>   |
| <b>SCHEDULE - 18</b>                        |                    |                    |
| <b>FINANCE COST</b>                         |                    |                    |
| BANK CHARGES                                | 7,550 ✓            | 11,166             |
| <b>TOTAL</b>                                | <b>7,550</b>       | <b>11,166</b>      |

For Jayanagar Education Society (R)



*S. Karan*

PRINCIPAL  
**CITY ENGINEERING COLLEGE**  
Kanakapura Main Road, BANGALORE - 560 061

*[Signature]*  
President

**CITY ENGINEERING COLLEGE**  
( A Unit of Jayanagar Education Society)  
27/2, 33RD CROSS, 2ND MAIN, JAYANAGAR 7TH BLOCK, BANGALORE, KARNATAKA -560070

**SCHEDULE TO INCOME AND EXPENDITURE ACCOUNT FOR THE YEAR ENDED 31ST MARCH, 2022**

| PARTICULARS                          | 31.3.2022          | 31.3.2021          |
|--------------------------------------|--------------------|--------------------|
| <b>SCHEDULE - 13</b>                 |                    |                    |
| <b>INCOME FROM FEES LEDGER</b>       |                    |                    |
| Admission Fees                       |                    | -                  |
| APPLICATION & PROSPECTUS FEE         | 1,00,000 ✓         | 1,21,000           |
| LAB LIBRARY / SPORTS FEE             | -                  | 62,260             |
| OTHERS FEE                           | 10,000 ✓           | -                  |
| Tuition Fee                          | 4,14,79,417 ✓      | 2,53,44,069        |
| UNIFORM FEES                         | 15,14,000 ✓        | 4,81,000           |
| UNIVERSITY FEE                       | 17,42,590 ✓        | 21,66,586          |
| CET FEE FRM CET CELL                 | 5,86,270 ✓         | 20,95,000          |
| COMED.K FEE FRM COMED.K CELL         | 4,15,000 ✓         | -                  |
| CONVOCATION FEE                      | 1,54,910 ✓         | 6,58,121           |
| CULTURAL FEE                         | 1,12,350 ✓         | -                  |
| E-JOURNAL FEE                        | 4,31,000 ✓         | -                  |
| ERP PACKAGE FEE                      | 78,16,250 ✓        | 86,40,000          |
| EXAM FEE                             | 25,22,087 ✓        | 24,62,502          |
| GRADUATION DAY FEE                   | 1,91,000 ✓         | -                  |
| GROUP HEALTH INSURANCE               | 3,68,470 ✓         | -                  |
| HEALTH CHECK-UP & MAINTENANCE        | 91,000 ✓           | -                  |
| LAB RECORDS/ASSIGNMENT/BLUE BOOKS    | 3,04,841 ✓         | -                  |
| LATE FEE FINE & LAB BREAKAGE CHARGES | 2,64,603 ✓         | -                  |
| REVALUATION & PHOTOCOPY FEE          | 3,43,982 ✓         | -                  |
| SMART SKILL TRAINING FEE             | 12,18,375 ✓        | 19,56,500          |
| TRANSPORTATION CHARGES               |                    |                    |
| <b>TOTAL</b>                         | <b>5,96,66,145</b> | <b>4,39,87,038</b> |
| <b>SCHEDULE - 14</b>                 |                    |                    |
| <b>OTHER INCOME</b>                  |                    |                    |
| Interest on FD                       | 8,88,539 ✓         | 4,23,023           |
| MISCELLANEOUS INCOME                 | 1,06,109 ✓         | 14,804             |
| BOI-RENT                             | 15,63,303 ✓        | 16,71,891          |
| Income From Investment Fund-Nippon   |                    |                    |
| <b>TOTAL</b>                         | <b>25,57,951</b>   | <b>21,09,718</b>   |
| <b>SCHEDULE - 15</b>                 |                    |                    |
| <b>ACADEMIC EXPENSES</b>             |                    |                    |
| <b>FUNCTIONS &amp; SEMINARS A/C</b>  | <b>5,52,634</b> ✓  | 72,945             |
| LAB MAINTENANCE A/C                  | 1,00,744 ✓         | 32,725             |
| Affiliation Fees (PG) 2021-22        |                    | 7,22,185           |
| DEPARTMENT ACTIVITY                  | 1,000 ✓            | 13,310             |
| FACULTY DEVELOPMENT PROGRAMME        | 1,323 ✓            | 2,500              |
| KUPECA ANNUAL SUBSCRIPTION FEE       | 1,10,000 ✓         | -                  |
| PLACEMENT TRAINING A/C               | 5,39,596 ✓         | -                  |
| SPORTS A/C                           | 52,199 ✓           | -                  |
| Student Welfare & Insurance          | 1,16,608 ✓         | 1,22,555           |
| UNIVERSITY FEES A/C                  | 25,53,595 ✓        | 40,85,725          |
| VTU CONSORTIUM MEMBERSHIP FEE        | 1,00,000 ✓         | 1,00,000           |
| <b>TOTAL</b>                         | <b>41,27,699</b>   | <b>51,51,945</b>   |

For Jayanagar Education Society (R)



*S. K. Anand*

*[Signature]*  
President

PRINCIPAL  
**CITY ENGINEERING COLLEGE**  
Kanakapura Main Road, BANGALORE - 560 061



SCHEDULE - 6

**CITY ENGINEERING COLLEGE**  
 [A UNIT OF JAYA NAGAR EDUCATION SOCIETY]  
 DODDAKALASANDRA, VASANTHAPURA, BANGALORE  
 SCHEDULE TO FIXED ASSETS AS ON 31st MARCH 2022

| ASSETS                             | GROSS BLOCK         |                  |                    |                     | Rate      | DEPRECIATION       |                  |                     | NET BLOCK          |                    |
|------------------------------------|---------------------|------------------|--------------------|---------------------|-----------|--------------------|------------------|---------------------|--------------------|--------------------|
|                                    | As on               | Additions        |                    | Total               |           | Up to              | For the          | Up to               | As on              | As on              |
|                                    | 01-04-2021          | Before           | After              | AS on               |           |                    |                  |                     |                    |                    |
| Furnitures & Fixtures              | 1,86,22,387         | 2,06,264         | 39,05,751          | 2,27,34,402         | 10%       | 89,08,342          | 11,87,319        | 1,00,95,660         | 1,26,38,742        | 97,14,046          |
| Transformer & Generator            | 8,54,575            |                  |                    | 8,54,575            | 15%       | 5,03,767           | 52,621           | 5,56,388            | 2,98,187           | 3,50,808           |
| Electrical Equipments              | 40,03,421           |                  |                    | 40,03,421           | 15%       | 35,01,558          | 75,279           | 35,76,837           | 4,26,584           | 5,01,863           |
| Biometric Devices                  | 19,465              |                  |                    | 19,465              | 15%       | 11,476             | 1,198            | 12,674              | 6,791              | 7,989              |
| Laboratory Equipments              | 2,28,70,156         |                  | 75,095             | 2,29,45,251         | 15%       | 1,92,66,793        | 5,46,137         | 1,98,12,930         | 31,32,322          | 36,03,363          |
| Office Equipments                  | 5,80,526            | 8,74,000         |                    | 14,54,526           | 15%       | 3,53,866           | 1,65,099         | 5,18,965            | 9,35,561           | 2,26,660           |
| Motor Pump                         | 52,320              |                  |                    | 52,320              | 15%       | 41,105             | 1,682            | 42,788              | 9,532              | 11,215             |
| Projector/CCTV                     | 7,40,416            |                  | 32,709             | 7,73,125            | 15%       | 4,04,193           | 52,887           | 4,57,080            | 3,16,045           | 3,36,223           |
| Printer                            | 9,82,803            |                  | 1,77,942           | 11,60,745           | 15%       | 6,78,555           | 58,983           | 7,37,537            | 4,23,208           | 3,04,248           |
| Sound System                       | 4,25,000            |                  | 89,956             | 5,14,956            | 15%       | 2,36,425           | 35,033           | 2,71,458            | 2,43,498           | 1,88,575           |
| THAMP READER                       | 5,500               |                  |                    | 5,500               | 15%       | 2,845              | 398              | 3,243               | 2,257              | 2,655              |
| Plant & Machinery - LIFT           | 45,58,000           |                  | 9,00,000           | 45,58,000           | 15%       | 18,70,046          | 4,03,193         | 22,73,239           | 22,84,761          | 26,87,954          |
| Books                              | 1,73,12,756         |                  | 8,49,810           | 1,81,62,566         | 40%       | 1,66,22,525        | 4,46,054         | 1,70,68,580         | 10,93,986          | 6,90,231           |
| Computer                           | 4,53,20,338         |                  |                    | 4,53,20,338         | 40%       | 4,11,05,577        | 16,85,905        | 4,27,91,481         | 25,28,857          | 42,14,761          |
| Computer UPS & Battery             | 13,22,556           |                  |                    | 13,22,556           | 40%       | 7,50,122           | 2,28,973         | 9,79,096            | 3,43,460           | 5,72,434           |
| Software                           | 35,80,385           |                  |                    | 35,80,385           | 40%       | 32,51,851          | 1,31,414         | 33,83,264           | 1,97,121           | 3,28,534           |
| Vehicle                            | 18,34,756           |                  |                    | 18,34,756           | 15%       | 7,88,591           | 1,56,925         | 9,45,516            | 8,89,240           | 10,46,165          |
| <b>Total</b>                       | <b>12,30,85,360</b> | <b>10,80,264</b> | <b>51,31,263</b>   | <b>12,92,96,887</b> |           | <b>9,82,97,637</b> | <b>52,29,100</b> | <b>10,35,26,737</b> | <b>2,57,70,151</b> | <b>2,47,87,723</b> |
| Building- Capital Work In Progress | 6,40,97,334         | 3,56,835         | 88,73,676          | 7,33,27,845         | 0%        | -                  | -                | -                   | 7,33,27,845        | 6,40,97,334        |
| <b>TOTAL</b>                       | <b>18,71,82,694</b> | <b>14,37,099</b> | <b>1,40,04,939</b> | <b>20,26,24,732</b> | <b>0%</b> | <b>9,82,97,637</b> | <b>52,29,100</b> | <b>10,35,26,737</b> | <b>9,90,97,996</b> | <b>8,88,85,057</b> |
| Previous Year                      | 17,72,38,584        | 3,59,072         | 95,85,038          | 18,71,82,694        |           | 9,26,39,210        | 56,58,427        | 9,82,97,637         | 8,88,85,057        |                    |

PRINCIPAL  
 CITY ENGINEERING COLLEGE  
 Kanakapura Main Road, BANGALORE - 560 061

Skanover



For Jayanagar Education Society (R)

*[Signature]*  
 President